

**Riders'  
Instruction  
Book**

*for*



**Model  
B31 350 c.c. O.H.V.  
1946**

---

---

*Copy of*

**Guarantee**



**MOTOR CYCLES  
AND SIDECARS**

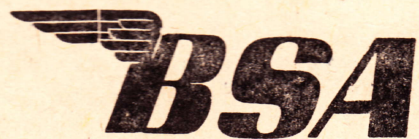


**B.S.A. CYCLES LTD. BIRMINGHAM, II**

**TYRES**

*by*

**DUNLOP**



**Running  
Instruction  
Card**

**Single  
Cylinder  
Models**

---

**FOR MOTOR CYCLES**

the guarantee given under Clause 1, all the aforesaid implied conditions, liabilities, and warranties being excluded.

6. When returning machine for repairs all accessories should be removed. This guarantee shall not apply to any parts of a motor cycle or sidecar which are not manufactured by us and all conditions, warranties, and liabilities whatsoever implied either by Common Law, statute, or otherwise relating to such parts are hereby excluded, but we will assist the purchaser by any guarantee given to him by the manufacturer of such parts as shall not have been made by us.

Engine No. *XD31 - 72 Y6*

Frame No. *XD31 - 8014*

Per pro B.S.A. CYCLES LIMITED,

*J. Y. Dight*  
General Sales Manager.

Birmingham,.....19.....

*B.S.A. CYCLES LTD. reserve the right to alter the designs or any constructional details of their manufactures at any time without giving notice.*

MC1-5-5-10

Printed in England

September, 1946

Copy of

Guarantee

**BSA**

MOTOR CYCLES  
AND SIDECARS



B.S.A. CYCLES LTD.

BIRMINGHAM, II

*Copy of*

# B.S.A. MOTOR CYCLE & SIDECAR GUARANTEE

*which is given by B.S.A. Cycles Ltd. to  
Dealers in B.S.A. Motor Cycles and Sidecars*

---

Every motor cycle and/or sidecar which is sold by us carries the following express agreements, which take the place of and exclude all conditions, warranties, and liabilities whatsoever which exist either by Common Law, statute, or otherwise. Any statement, description, condition, or representation contained in any catalogue, advertisement, leaflet, or other publication shall not be construed as enlarging, varying, or overriding these.

1. We give no guarantee as to performance, quality, or fitness for any particular purpose. Should any defect be alleged in material or workmanship within six calendar months after purchase of a motor cycle or sidecar from us or our accredited Dealers we undertake, on the immediate return of the part which is alleged to be defective to our Works, carriage paid, within such period, to examine the same, and should any fault be found by us on examination to be solely due to defective material or workmanship, we will repair the defective part or supply a new part in the place thereof free of charge. We do not undertake to bear the cost of any work involved in reinstating a repaired or inserting a new part.

2. This guarantee as to material or workmanship does not extend to (1) a second-hand motor cycle and/or sidecar, or (2) to a motor cycle and/or sidecar which has been used for "hiring out" purposes, or any motor cycle and/or sidecar used for any dirt track, cinder track, or grass track racing or competitions (or any competition of any kind within an enclosure for which a charge is made for admission to take part in or view the competition), or (3) a motor cycle and/or sidecar from which our trade marks or manufacturing numbers have been removed, or (4) to a motor cycle to which has been attached a sidecar by any form of attachment not provided, supplied, or approved by us, or (5) to a motor cycle to which has been attached a sidecar in such a manner as to cause damage or render the cycle unsafe when ridden, or (6) to a motor cycle or combination which has carried more persons or a greater weight than they are designed to bear. And this guarantee does not extend to defects caused by racing, wear and tear, dirt, neglect, misuse, or accident.

3. Our responsibility is limited to the terms of this guarantee, and we will not be answerable for any contingent or resulting liability or loss arising through any defect or for any claim for labour, material, or other expenditure incurred in remedying any defect.

4. When claiming under this guarantee the claimant must furnish us with the number of the machine and engine (which will be found stamped on the seat lug and crankcase respectively), the name of the Dealer from whom he purchased, and the date of purchase.

5. This guarantee shall apply to parts repaired or replaced under Clause 1, and such guarantee shall run concurrently with, and shall terminate on the same date as

## Oil Recommendations

It is strongly recommended that the following proprietary brands of oil be used for both engine and gearbox:

*During Summer months*—Mobiloil D; Castrol Grand Prix; Essolube 50; Triple Shell or Motorine C de Luxe.

*During Winter months*—Mobiloil A; Castrol XXL; Essolube 40; Double Shell or Motorine M.

### For the Grease Gun

use either Mobilgrease No. 2; Castrol Heavy; Shell Retinax grease; Esso grease or Belmoline D.

### For Telescopic Forks (if fitted)

use Mobiloil Arctic; Castrolite; Essolube 20; Single Shell, or Motorine E (Correct amount when empty,  $\frac{1}{4}$ -pint for each leg).

### Tappet clearances

Tappet adjustment should be checked periodically—always when engine is cold. Correct clearances are:

#### SIDE VALVE MODELS


250c.c. . . . . .004in. inlet . . . .006in. exhaust  
500c.c. . . . . .010in. inlet . . . .012in. exhaust  
600c.c. . . . . .010in. inlet . . . .012in. exhaust

#### ALL O.H.V. MODELS

.003in. inlet . . . .003in. exhaust

B.S.A. Cycles Ltd. reserve the right to alter the designs or any constructional details of their manufactures at any time without giving notice.

B.S.A. CYCLES LTD., Birmingham 11.



# BSA

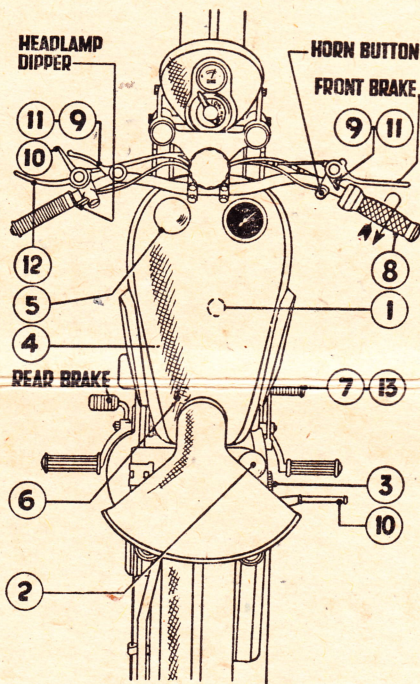
## Running Instruction Card

**Single  
Cylinder  
Models**

# Follow these instructions before taking your new **BSA** on the road

1. Remove sparking plug and pour two teaspoonsful of engine oil into cylinder. Replace plug and allow to stand for a few minutes.
2. Fill oil tank to within one inch of top with one of the grades of oil recommended on the back of this card.
3. Remove round cap on front of gearbox and fill gearbox to level with engine oil. (On C models there is a level plug on side of box which should be removed while filling.)
4. Remove level plug and inspection cap on front chaincase, and fill with engine oil to level. Replace plug and cap. Level plug is behind brake pedal.
5. Fill petrol tank and turn petrol tap on by pushing hexagon knob.
6. Depress carburetter tickler until petrol starts to flood.
7. Check that gear lever is in neutral position.
8. Open twist grip throttle slightly.
9. On B and M models only, close air lever and retard ignition slightly.

NOTE. On C models, before engine can be started, ignition must be switched on with small key in headlamp. There is no air lever, ignition lever or valve lifter



NOTE. To stop with engine running, close throttle, raise clutch lever and apply brakes. To stop engine, close throttle and raise valve lifter.

(On C models, switch off ignition.)

10. Depress kick-starter pedal until compression is felt, raise exhaust valve lifter, depress kickstarter a little more; drop valve lifter allow pedal to return to top and give a vigorous kick downwards. Engine should start.
11. After engine has run for a minute or so, open air lever and advance ignition as fully as possible.

12. Sit astride machine and raise clutch lever.
13. Move gear lever upwards with toe to engage first gear. Slowly release clutch lever and at the same time slowly open throttle. Machine will move forward.

To change up to 2nd 3rd and top gears, raise clutch lever before each change and depress gear lever. To change down, release clutch, slightly increase engine revs., and move gear lever upwards.

Note that on C models there are only three gears.

**IT IS IMPORTANT THAT YOU DO NOT EXCEED 30 m.p.h. IN TOP (and correspondingly low speeds in other gears) DURING THE FIRST 500 MILES ON A NEW MODEL, and that NO FULL THROTTLE work is done until the engine is thoroughly run-in. In this way you will get the greatest ultimate satisfaction from your machine.**