

OVERSEAS EDITION



Andersson & Westman  
Västra gatan 8. Tel. 232 01  
ÖREBRO


# BSA

*The World's Largest  
Motor Cycle Manufacturers*




# BSA

# The Popular Choice




B.S.A. BANTAM 125 Two-stroke Model D1

## GENERAL SPECIFICATION



B.S.A. 500 O.H.V. Model B33



B.S.A. 250 S.V. Model C10


**ENGINE.** Air cooled with cast iron cylinder barrel and head (aluminium alloy for Gold Star models and aluminium alloy head on D1 and C10); high tensile steel connecting rod (light alloy rods on A10); Big-end—roller bearing except on A models, which have indium-lead-bronze plain bearings. Main bearings—plain timing side on A7, A10 and C models; ball and/or roller bearings on drive side on all models, and on timing side on remainder of range. Gear driven timing gear; tappets on models A7 and A10 operated by a single camshaft at rear of engine. Stellite-tipped valves standard on A7 Star Twin, A10 and Gold Star models. Amal carburettor (with built-in air cleaner on models A7 and A10); twin carburettors with gauze intake traps on A7 Star Twin; Air cleaners on all other models except Gold Stars.

models, Magdyno on B and M models, magneto with automatic advance on A models. Wico-Pacy Rywheel magneto-generator on D1 or coil ignition with Lucas A.C. generator set (extra) if specified.


**TRANSMISSION.** Three-speed gearbox on D and C models; four speeds on others; all with positive stop foot gear change; all both primary chain drive.

**FRAME.** Sidecar lugs on M and A models; 8 in. front brake on Gold Star models and model A10; Rear suspension with quickly detachable rear wheel on Gold Star models and A7 Star Twin, extra on other B and A models; quickly detachable rear wheel on A7 and A10; spring-up stand (rear on M models, central on other models).

**EQUIPMENT.** Lucas 6-volt 60 watt lighting (except D1: see Ignition) with separate dynamo on C and A models, magdyno on others; compensated voltage control; sealed beam headlamp; electric horn (extra on model D1); tool-kit; tyre inflator; licence holder.




B.S.A. 500 O.H.V. Model M33




B.S.A. 250 O.H.V. Model C11 de Luxe

**LUBRICATION.** (Except D1). Dry sump system with separate oil tank under saddle and double gear pump. Model D1, petrol system.


**IGNITION.** Coil ignition with car type distributor incorporating automatic advance on C




B.S.A. 500 S.V. Model M20 600 S.V. Model M21



B.S.A. 350 O.H.V. Model B31



B.S.A. 500 O.H.V. Model A7 STAR TWIN



B.S.A. 500 O.H.V. Twin Model A7

# BSA — Leaders in the Industry



